

铜版纸160g, 双面印刷, 180*164mm

正面 对折
虚线无需印出

背面 对折
虚线无需印出

STORAGE OF CAT LITTER SCOOP

Added hook on, can be directly attached to the cat litter box after using.



SPECIFICATIONS

NAME	PETKIT PURA CAT Detective Deodorizing Cat Litter Box
MODEL	P951
OVERALL DIMENSION	374 X 507 X 350mm
RECOMMENDED PET TYPE	Cats (older than three months)
TOTAL WEIGHT	4.05kg
NOMINAL VOLTAGE	4.5VDC
RATED POWER	2.25W / 500mA

NOTES

• About solid air freshener's replacement

1. Please take out the smart odor eliminator before replace the solid air freshener.
2. Please DO NOT aim the air outlet to your nose or mouth to prevent discomfort when changing the solid air freshener.
3. Please ensure the power of device is ON when changing the solid air freshener to prevent abnormal prompt.
4. Please ensure the bottom lid is always tightened when installing or changing the solid air freshener to prevent it from falling down or being eaten by mistake.

• About operation

1. Keep out of the reach of children, except when under an adult's supervision.
2. Please STOP USING the solid air freshener in time if any person or pet is allergic to it.
3. DO NOT touch the negative ions outlet with hand or other conductive materials.
4. If all three lights are long on, please wave your hand under the infrared thermal to activate PURA AIR into standby state.
5. Three AAA batteries keep working three months. (The service life is measured based on the basic frequency of four times daily)

HOW TO REMOVE ODOR

1. The white indicator light goes on when PURA AIR detects the first entry of the pet. The main device will run at low speed for 15 seconds to release negative ions and little aroma, then pause.
2. The main device will run at full speed for 60 seconds and stop, then the indicator light goes out about 8 seconds after the pet leaves. Negative ions and huge aroma will be released to purify the odor and inhibit the bacteria.
3. The main device stands in dormant state automatically (all three indicator lights go out) and runs every six hours when no pet entries.



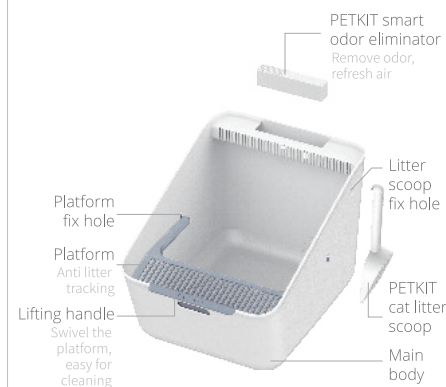
PETKIT PURA CAT Detective Deodorizing Cat Litter Box INSTRUCTION MANUAL

PLEASE READ MANUAL PRIOR TO USEAGE AND KEEP IT CAREFULLY

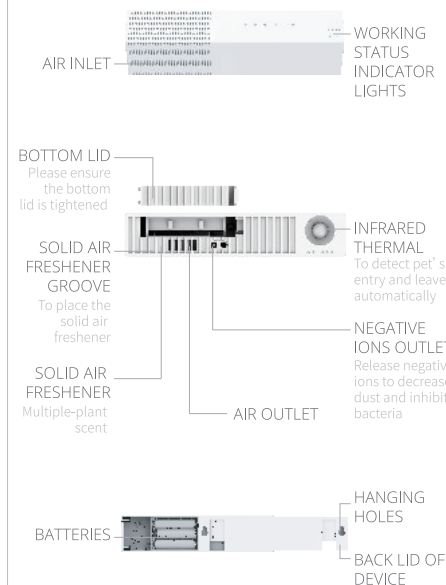
01v1.0

INTRODUCTION

• PETKIT PURA CAT Detective Deodorizing Cat Litter Box



• PURA AIR SMART ODOR ELIMINATOR



INSTALLATION

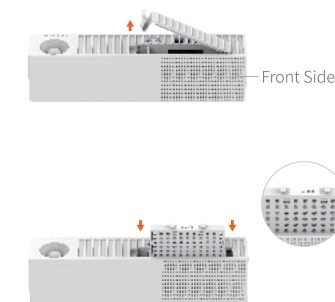
1. Take out the cat litter box and the smart odor eliminator.
2. Slide to open the back lid of the smart odor eliminator, install three AAA batteries in (please pay attention to the negative and positive pole), tighten the lid after finishing all steps.



3. Open the bottom lid of smart odor eliminator, place the solid air freshener in its groove and then tighten the bottom lid.

*Please follow the "facing outward" sign to place the solid air freshener into main device.

The main device turns into the normal working state to release negative ions and aroma with the fan running and the white indicator slowly flashes while a moving object is recognized.



4. Place the smart odor eliminator back to the groove of main casing, please pay attention to the front side facing inward.
5. Take out the EPE foam which placed at the platform fixing holes, then start to use.



PLATFORM REMOVAL

1. Lift the platform, move the hook from the little hole to big one.
2. Pull the main body out to the appropriate gap with another hand, take out the platform by pulling upward at the same time.

